

REV	LTR	6	DESCRIPTION	7	DATE	8	DWN
-----	-----	---	-------------	---	------	---	-----

ORDER INFORMATION:

EAST-120 01 X 11 XX X X

No. of Pins

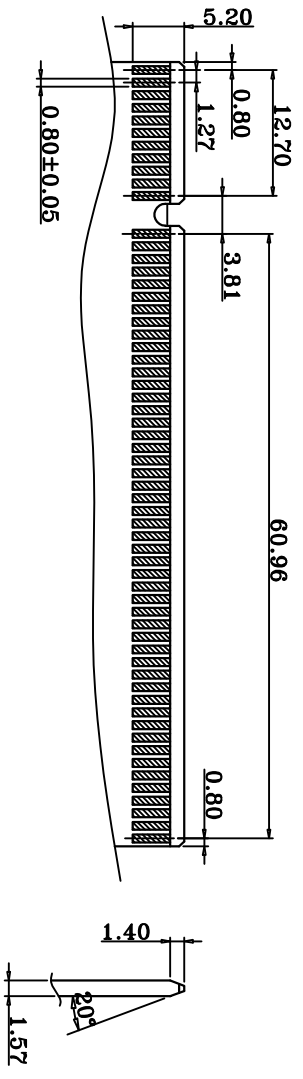
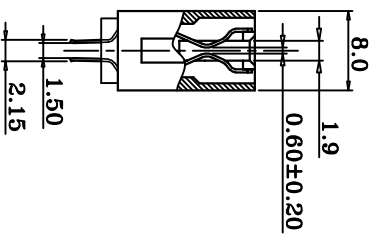
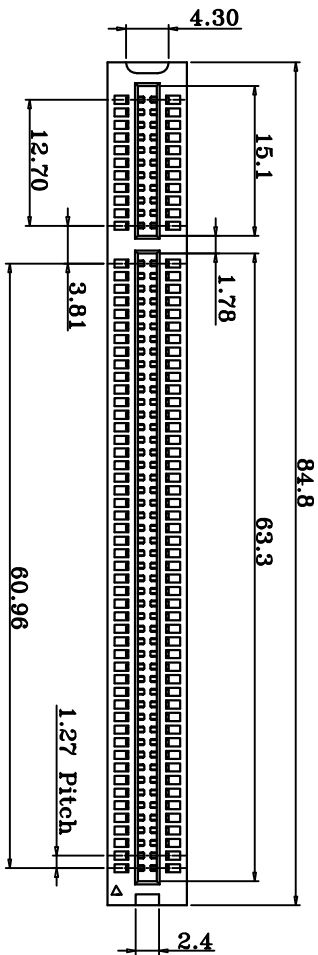
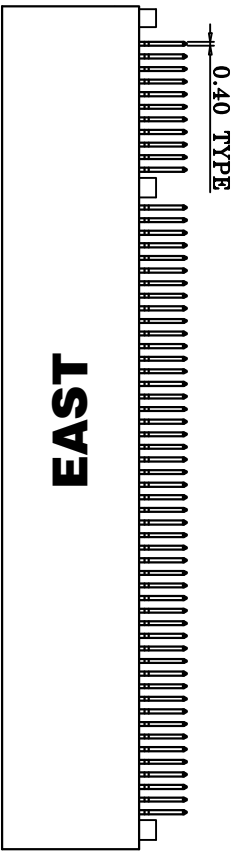
Plating:

Environment Protection:
R for RoHS
G for GP
H for Halogen-free

Packing:
A-Tube .C-Tray .E-Box

- A-Flash, Gold in contact area/
50u" Min Tin in solder area.
- B-3u" Min. Gold in contact area/
50u" Min Tin in solder area.
- C-5u" Min. Gold in contact area/
50u" Min Tin in solder area.
- D-10u" Min. Gold in contact area/
50u" Min Tin in solder area.
- E-15u" Min. Gold in contact area/
50u" Min Tin in solder area.

Color:
Ax:Red, Bx:Orange, Cx:Yellow,
Dx:Green, Ex:Yellow, Fx:Blue,
Hx:Gray, Gx:Purple, Kx:Black
Lx:White



Material:
Housing: PBT, UL94-HB Min.;
Termination:
Brass, Gold plating at mating area,
Matte Tin plating(50u" Min) at sold tail area,
all over Nickel(30u" min);

PCB Layout for Straddle
Tolerance: ±0.05

TOLERANCE		ANGLES		APPD:		DRWN: Rocky		DATE: 2013-8-1		MM		SCALE SHEET		REV	
LINEAR	X ±0.50	ANGLES	X' ±2.0°	.XX ±0.25	.XX ±	CHKD:				UNITS	SCALE	SHEET	REV		
	X ±0.38		X' ±1.0°	.XXX ±0.05	.XXX ±					MM	1:1	1 OF 1	A/0		

深圳市东方御业科技有限公司
TEL: 0755-27155860 WWW.DFYCONN.COM

TITLE: PCI 120P Straddle Mount

SEE TABLE EAST-1200111