REV.	ECN NO.	MODIFY MATTER	DATE	APPROVED
A		RELEASE TO PRODUCTION		

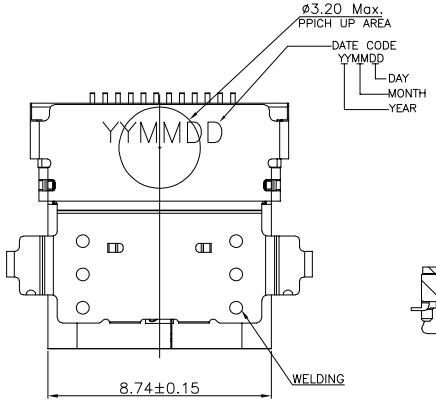

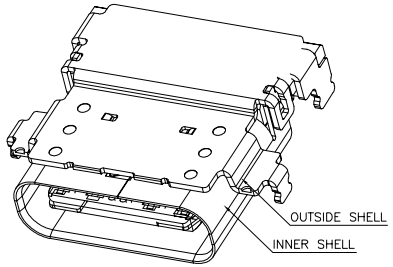

3D VIEW

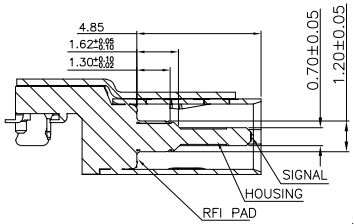

SECTION A–A

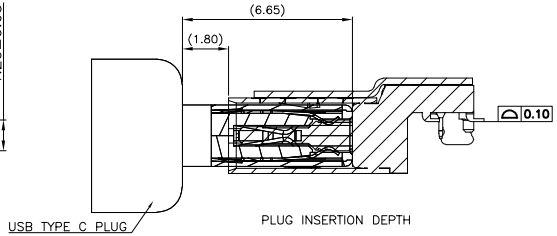

PLUG INSERTION DEPTH

NOTES:
1. MATERIAL:
   1.1 OUTSIDE SHELL: SUS301R–1/2H T=0.25mm
   1.2 INNER SHELL: SUS301R–1/2H T=0.20mm
   1.3 SIGNAL: SUS301R–H T=0.15mm
   1.4 RFI PAD: SUS304 T=0.08mm
   1.5 HOUSING: PA9T+45%G.F. UL94V–0 BLACK
   1.6 TEMINARL: C19400 T=0.12mm
2. PLATING:
   2.1 TERMINAL: SEE PIN
   2.2 SHELL: NICKEL PLATED 60u"MIN.
3.ELECTRICAL CHARACTERISTICS:
   3.1 CURRENT RATING: 3.0 A
       VOLTAGE RATING: 5.0 V
   3.2 LLCR: VBUS& GND PINS: 40mΩ/PIN MAX
       OTHER PINS : 40mΩ/PIN MAX
       LLCR MAX. CHANGE OF ALL PINS: 10mΩ
   3.3 INSULATION RESISTANCE: 100MΩ MIN.
4.MECHANICAL CHARACTERISTICS:
   4.1 INSERTION FORCE: 0.5~2.0kg.
   4.2 WITHDRAWAL FORCE: 0.8~2.0kg.(INTITIAL) 0.6~2.0kg.(AFTER LIFE TEST)
5.LIFE TEST: 10000 CYCLES MIN
6. P/N:EAST–UTC24SD055–X
   TERMINAL PLATING CODE:
   A: GOLD FLASH ON MATING AREA, MATTE Sn 60u"Min. ON SOLDERING AREA, 80u"Min. NICKEL UNDER PLATING OVERALL
   F: 30u" Au ON MATING AREA, MATTE Sn 60u"Min. ON SOLDERING AREA,

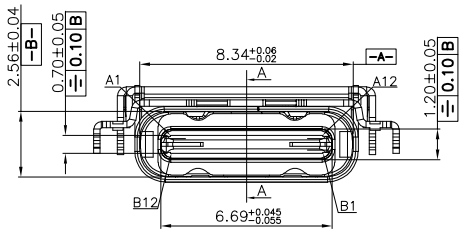

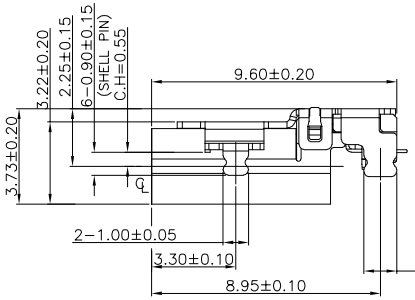

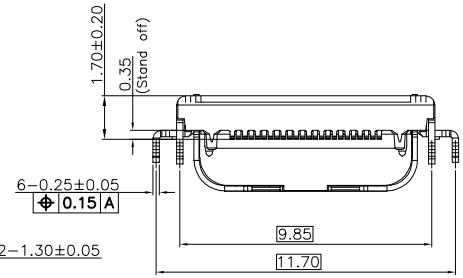

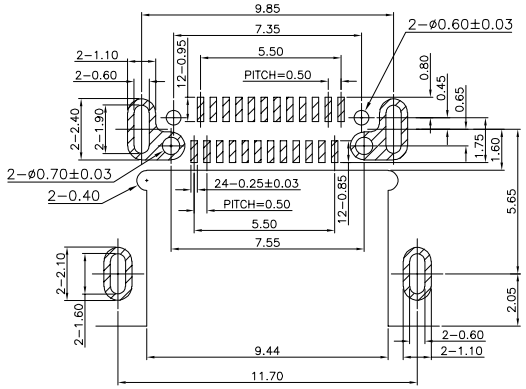

RECOMMENDED PCB LAYOUT(TOP VIEW)
(TOLERANCE=±0.05mm)

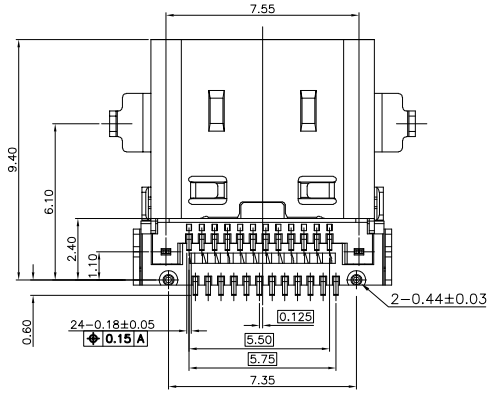

TOLERANCES UNLESS OTHERWISE SPECIFIED:		COSTOMER COPY	深圳市东方御业科技有限公司 WWW.DFYYCONN.COM TEL:0755-27155560		
X.	---	DRAWN: Qinkx	2017/09/10	TITAL: USB TYPE C FEMALE CH=–0.55 (RoHS)	
X.X	± 0.38	CHECKED: Chenl	2017/09/10	PART NO: EAST–UTC24SD055–X	DRAWING NO:
X.XX	± 0.25	APPROVED: Chenl	2017/09/10	UNIT: mm	SCALE: N/A
X.XXX	± 0.20			SHEEL:	REV.
Angle	±3°				

THESE DRAWING AND SPCIFICATION ARE THE PROPERTY OF Shenzhen Dongfangyuye ELECTRONIC CO., LTD.. SHALL NOT BE REPRODUCED.

DO NOT SCALE PRINT