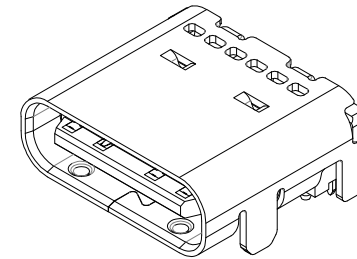
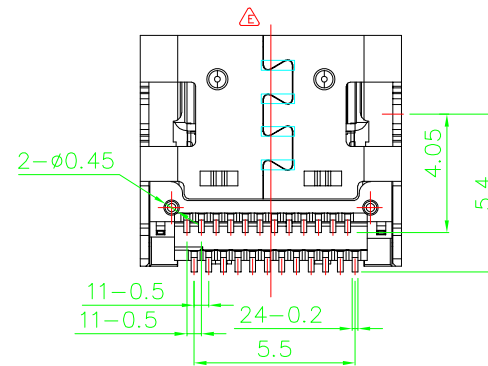
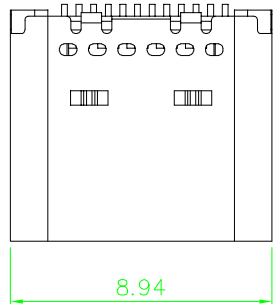
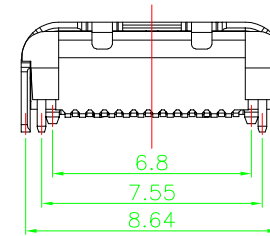
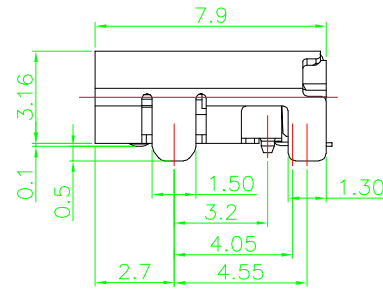
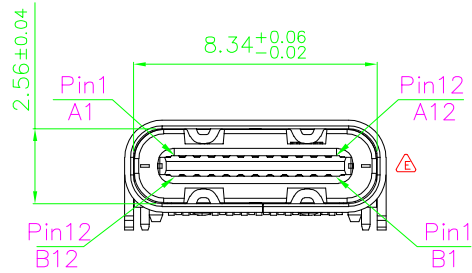


REV.	ECN NO.	MODIFY MATTER	DATE	APPROVED
A		RELEASE TO PRODUCTION		



EAST-UTC24SD079-X

NOTE:

1.MATERIAL:

- 1.1 INSULATOR: HIGH TEMPERATURE PLASTIC UL 94 V-0;
- 1.2 CONTACT: COPPER ALLOY
- 1.3 SHELL:STAINLESS STEEL

2.ELECTRICAL CHARACTERISTICS:

- 2.1 CONTACT RESISTANCE: 40mΩ Max FOR INITIAL. 10mΩ CHANGE AFTER TEST. MEASURE AT 20mV, 100mA.
- 2.2 CONTACT CURRENT RATING: 3A FOR V_{bus} PIN; 1.25A FOR V_{conn} PIN.
- 2.3 DIELECTRIC WITHSTANDING VOLTAGE: 100V AC R.M.S.
- 2.4 INSULATION RESISTANCE 100MΩ Min
- 2.5 OPERATING TEMPERATURE: -25°C ~ 85°C

3.MECHANICAL CHARACTERISTICS:

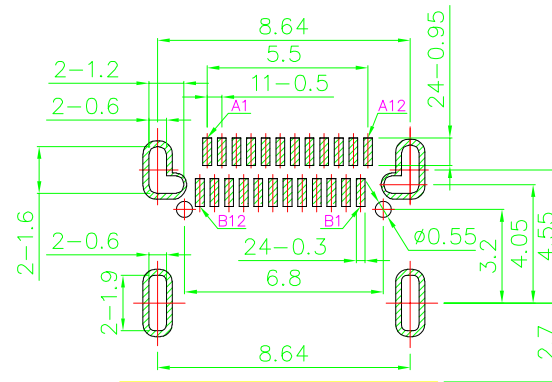
- 3.1 MATING FORCE: 5~20 N.
- 3.2 UNMATED FORCE: 5~20N AFTER TEST
- 3.3 DURABILITY: 10,000 CYCLES

4.PLATING

- 4.1 TERMINAL CONTACT: (SEE TAB) GOLD PLATING ALL OVER 60u" Min NICKEL
- 4.2 SHELL: 50u" Min. NICKEL ALL OVER,

A: Plating

- 1-Gold Flash in Contact Area/
Gold Flash in Solder Area.
- 3-03u" Gold in Contact Area/
Gold Flash in Solder Area.
- 5-05u" Gold in Contact Area/
Gold Flash in Solder Area.
- 15-15u" Gold in Contact Area/
Gold Flash in Aolder Area.
- 30-30u" Gold in Contact Area/
Gold Flash in Solder Area.

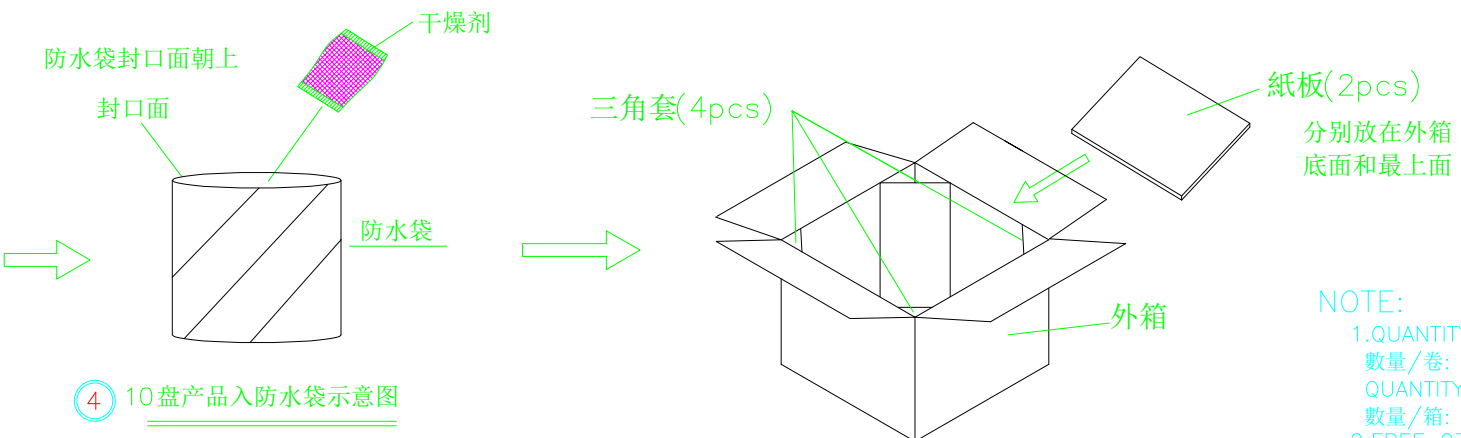
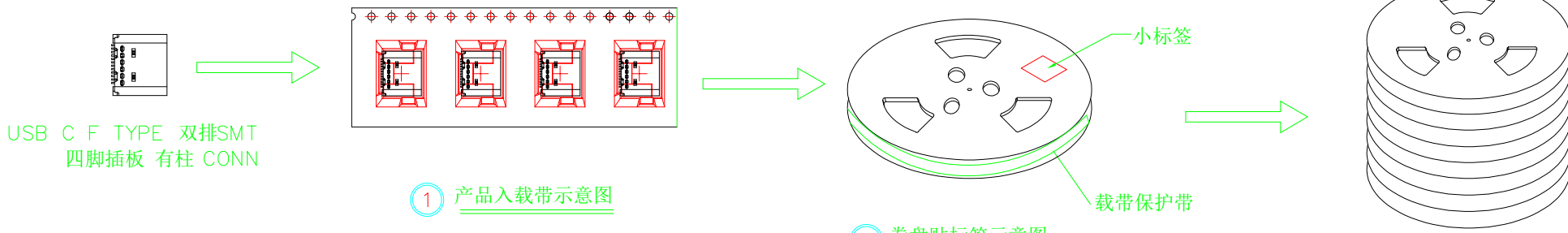


RECOMMENDED P.C.B. LAYOUT
TOLERANCE UNSPECIFIED ±0.05mm

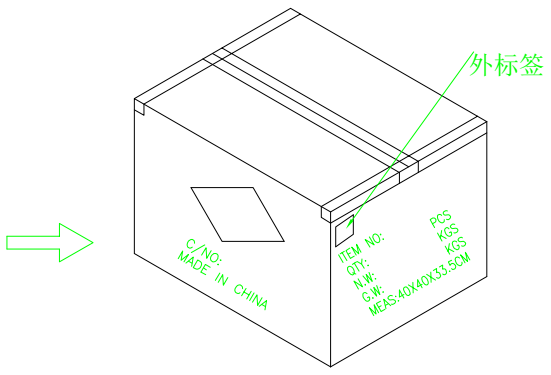
A1	GND	B12	GND
A2	SSTXP1	B11	SSRXP1
A3	SSTXN1	B10	SSRXN1
A4	VBUS	B9	VBUS
A5	CC1	B8	SBU2
A6	DP1	B7	DN2
A7	DN1	B6	DP2
A8	SBU1	B5	CC2
A9	VBUS	B4	VBUS
A10	SSRXN2	B3	SSTXN2
A11	SSRXP2	B2	SSTXP2
A12	GND	B1	GND
PIN	SIGNAL NAME	PIN	SIGNAL NAME

TOLERANCES UNLESS OTHERWISE SPECIFIED:		COSTOMER COPY		深圳市东方御业科技有限公司			
X.	---	CHENLEI		2017/09/10		TITIAL: USB TYPE C 24P SMT	
X.X	± 0.38						
X.XX	± 0.25						
X.XXX	± 0.10						
Angle	±1°						
THESE DRAWING AND SPICIFICATION ARE THE PROPERTY OF Shenzhen Dongfangyuye ELECTRONIC CO., LTD.. SHALL NOT BE REPRODUCED.		APPROVED: QINKAIXING		2017/09/10		PART NO: EAST-UTC24SD079-X	
				UNIT: mm	SCALE: N/A	SHEET: 1:1	REV.

REV.	ECN NO.	MODIFY MATTER	DATE	APPROVED
A		RELEASE TO PRODUCTION		



NOTE:
 1. QUANTITY/REEL: 900 PCS
 数量/卷: 900 PCS
 QUANTITY/INNER CARTON: 900 X 10 = 9000 PCS
 数量/箱: 900 X 10 = 9000 PCS
 2. FREE 27 CAVE IN THE FRONT CARRIER ADN FREE 27 CAVE IN THE END CARRIER.
 包装带内圈空27格,外圈空27格.



TOLERANCES UNLESS OTHERWISE SPECIFIED: X. --- X. X ± 0.38 X. XX ± 0.25 X. XXX ± 0.10 Angle ± 1°	COSTOMER COPY 深圳市东方御业科技有限公司 WWW.DFYCONN.COM TEL:0755-27155560	
	DRAWN: CHENLEI CHECKED: CHENLEI APPROVED: QINKAIXING	2017/09/10 2017/09/10 2017/09/10
THESE DRAWING AND SPICIFICATION ARE THE PROPERTY OF Shenzhen Dongfangyue ELECTRONIC CO., LTD.. SHALL NOT BE REPRODUCED.		